

Riley County Community Needs Assessment

AGING FINDINGS

 46%

responded that they agree that the community is supportive of healthy aging

however

 29%

were either neutral, disagreed or strongly disagreed with this statement.






When asked if there were enough services for older adults in the community, **39%** were **neutral, disagreed or strongly disagreed**








38%

of caregivers indicated that they do not have the services they need

THE TOP NEEDS RELATED TO AGING ARE:

-  Affordable housing
-  Independent living in the home
-  Transportation
-  Ease of mobility in the community
-  Affordable prescriptions

THE TOP FIVE NEEDS FOR CAREGIVERS ARE:

-  Affordable home care
-  Caregiver respite
-  Knowing where to go for assistance
-  Mental health services
-  Support group



52% agree or strongly agree that the community values healthy aging

Riley County Community Needs Assessment

AGING FINDINGS

The 2014 Riley County Community Needs Assessment, conducted by Wichita State University Center for Community Support and Research, included the compilation of selected secondary data, administration of a community survey (N=1,126), key informant interviews, and focus groups with persons who were underrepresented in the survey. The following key findings related to physical health were drawn from the methods noted above.

The population of Riley County skews much younger than is average for the state, with only 7.6% being over 65 (compared to 14% for Kansas). Regardless, data on health and wellness indicate that the population is relatively healthy even when adjusted for age. 87% of survey respondents, most of whom are middle-aged or older, reported that they are in good health. However, survey responses also identify a need for additional resources for older adults and their caregivers.

Selected data from secondary sources

Aging	Riley County	Kansas	Source
Percent of population 65 years and over, 2013	7.60%	14.0%	US Census Bureau State and County QuickFacts
Number of assisted living facilities (regulated by KDADS), 2014	5	211	Kansas Department for Aging and Disability Services
Nursing homes (regulated by KDADS), 2014	4	311	Kansas Department for Aging and Disability Services
Home Plus facilities (regulated by KDADS), 2014	1	130	Kansas Department for Aging and Disability Services
Alzheimer's/memory care units (regulated by KDADS), 2014	1	88	Kansas Department for Aging and Disability Services
Number of persons enrolled in Medicare (hospital and/or supplemental medical for aged), 2012	5,737	378,549	Centers for Medicare and Medicaid Services

For the full report, go to: www.rileycountycommunityneedsassessment.org